

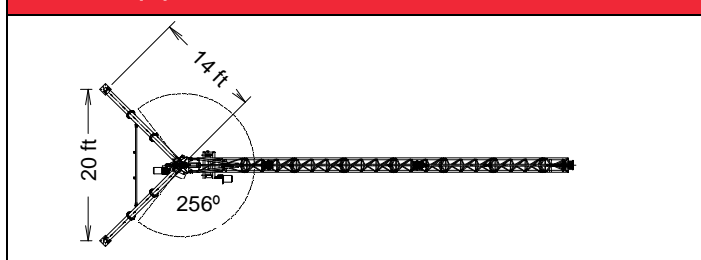
**CARGAS / LOADS**

**J1920.DC**

⚙ / ⚙		TD/2R (lb)	Cargas máximas / Maximum loads TD/2R (lb)		
 [ft]	2R 8800 lb [ft]	TD 4400 lb [ft]	Alcance del gancho [ft] / Hook reach [ft]		
			<b>49</b>	<b>56</b>	<b>62</b>
			4400	4400	4400
<b>62</b>		62			
<b>56</b>		56			-
<b>49</b>	49	49	8800	-	-
 [ft]	2R 6600 lb [ft]		Alcance del gancho [ft] / Hook reach [ft]		
		<b>56</b>	56	6600	6600

**(H) ESTACIONARIA / STATIONARY**


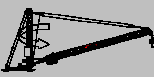
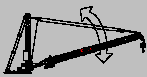





**TRANSPORTE / TRANSPORT**



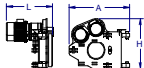

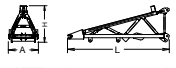
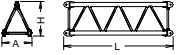
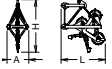
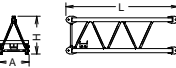
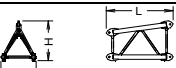
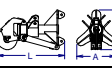
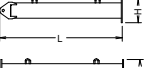
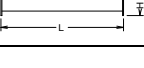

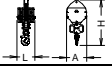
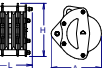

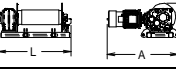
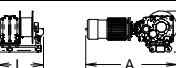
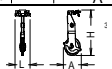

Transporte grúa completa / Transport of whole crane	
Caja marítima / Liftvan	
	9.5 x 7.4 x 7.4 ft – 880 lb Derrick – 10600 lb



124 mph	49 ft
109 mph	56 ft
96 mph	62 ft

**CARACTERÍSTICAS DE MECANISMOS / MECHANISMS FEATURES**
**J1920.DC**

*opcional *optional				
	<b>EC1040VF 7,5 kW</b>		<b>OG604VF 2 x 2,2 kW</b>	<b>EP1015VF 7,5 kW</b>
 lb ft/min	2200 0 ... 131	4400 0 ... 66	0...0,4 r/min sl/min	1,5 min
 lb ft/min	4400 0 ... 66	8800 0 ... 33		
 H ≤	TD 2R	1568 ft 784 ft	 2106 ft	 480V 60Hz <b>AMPERAGE = 21 A</b>

**LISTA DE EMBARQUE / PACKING LIST**
**J1920.DC**

DENOMINACIÓN / DENOMINATION	L (ft)	A (ft)	H (ft)	P / W (lb)	
Base punta de torre+orientacion / tower head base + slewing 	2.5	3.3	2.7	1130	
Torre asiento pista / Slewing table 	1.3	2.2	2.2	260	
Tramo de pluma - Torre / Jib section - Tower 	7.0	2.2	2.6	290	
Tramo de pluma I / Jib section I 	6.9	1.9	2.2	200	
Punta de pluma / Jib end 	3.9	1.9	4.5	295	
Torre inferior / Lower tower 	6.9	1.9	2.2	230	
Torre superior / Top tower 	3.6	1.9	2.2	115	
Punta de torre / Tower head 	3.6	2.1	2.1	390	
Puntal / Pillar		6.4	-	1.1	205
		5.9	-	1.1	215
Plumín / Auxiliary jib 	11.0	-	1.6	130	
Polipasto / Hook assembly 	1.2	1.3	2.9	420	
Pasteca / Reeving block 	1.2	1.5	1.5	160	
Larguero inferior / Lower crossbar 	13.1	-	1.0	115	
Elevación carga / Hoisting 	4.2	4.1	1.8	941	
Elevación pluma / Luffing 	1.9	3.9	1.8	617	
Limitador sobrecarga / Overload limiter 	1.0	1.2	1.1	62	
Armario electrico / Electrical cupboard 	1.2	2.1	3.2	198	

	
124 mph	49 ft
109 mph	56 ft
96 mph	62 ft



Ctra./Rd. Madrid - Irún Km. 415 - 20.213 IDIAZABAL [Gipuzkoa] ESPAÑA / SPAIN

P.O. Box, 23 - 20.200 BEASAIN - E-mail: jaso@jaso.com

 Tel. +34 943 - 18 70 00 • Fax. +34 943 - 18 70 20 [www.jaso.com](http://www.jaso.com)

Fecha / Date: 16/01/2023

 Reservado el derecho a modificaciones sin previo aviso. Declinamos toda responsabilidad derivada de la información proporcionada  
 Subject to modification, without prior notice. This information is supplied without liability

DELEGACION / DEALER